



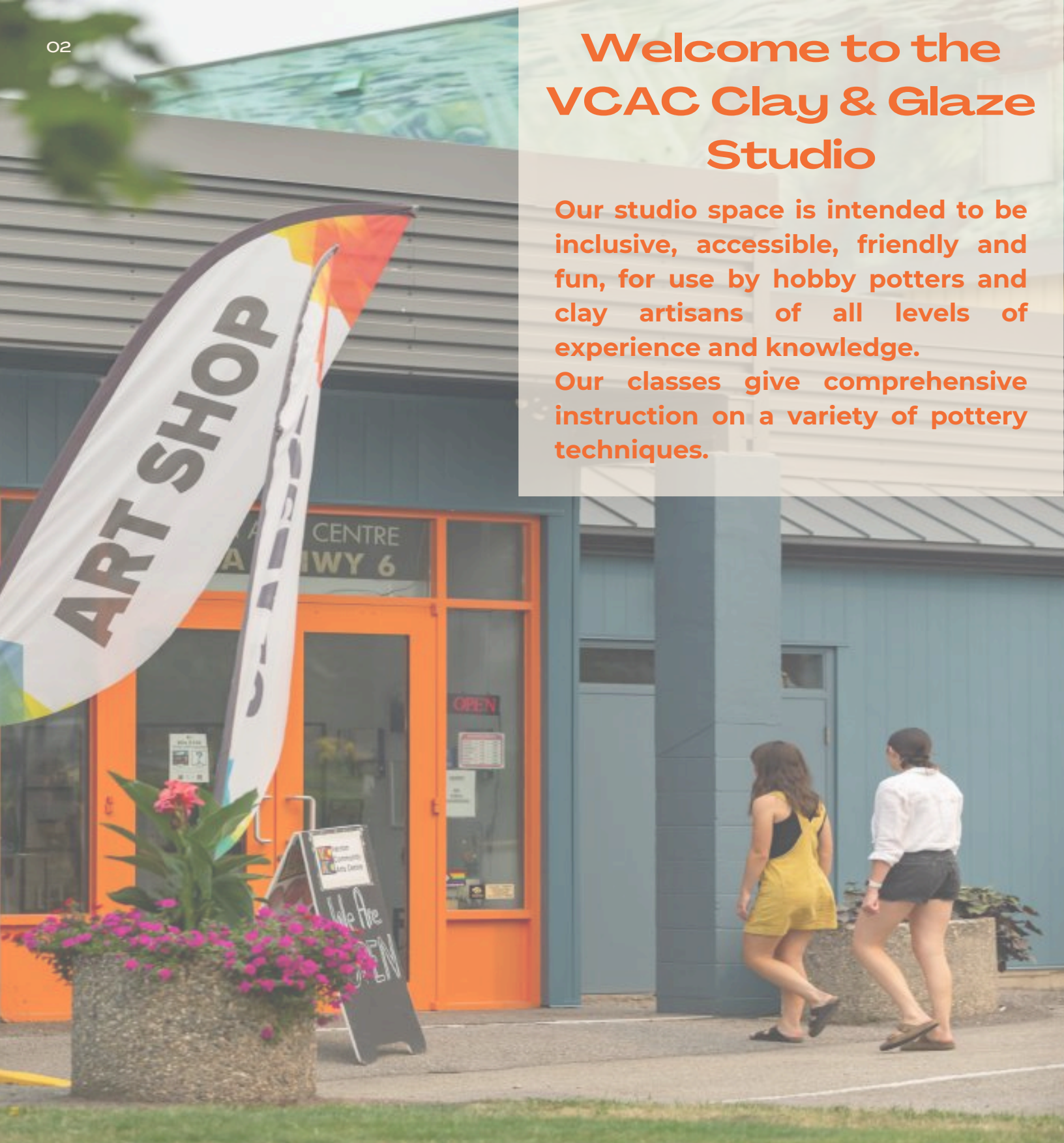
# Ceramic Studio Handbook



# Welcome to the VCAC Clay & Glaze Studio

Our studio space is intended to be inclusive, accessible, friendly and fun, for use by hobby potters and clay artisans of all levels of experience and knowledge.

Our classes give comprehensive instruction on a variety of pottery techniques.



**Studios access is available to members who have taken a  
qualifying VCAC clay class.**

# STUDIO ETIQUETTE & GUIDELINES

All ceramic users have a responsibility to maintain a proper working environment in our studio.

The following guidelines are designed to ensure that everyone has a positive experience.

- **No production pottery.** Studio users are permitted to produce work that fills one kiln shelf on weekly basis. Our studios are intended for educational purposes and hobbyists.
- **Size limitations.** The size of the pieces must not exceed 10 inches in height **or** 10 inches in width.
- **Only clay purchased at the VCAC** may be fired in our kilns.
- **Working from home is not permitted.** All work must be completed in our studios.
- **You are responsible for cleaning all areas/surfaces where you have worked.** Please allow up to 30 minutes for clean up and put away.
- **No clay or glaze in the sink or down the drain.**
- When your wares are ready for bisque firing, place them on the shelves in the hallway.
- Identify your works in progress by writing your name on a piece of paper.
- Ensure your name/logo is written on the identification list.
- **Do not touch any pieces that are not yours.**
- **\*Any unclaimed pieces will be disposed of after 30 days.\***

# CLAY STUDIO

- Clean your stool, wheel, foot pedal, electric cable, on/off switch and table surface. Place stool and pedal on the top of the wheel.
- Use the mop buckets to wash the floors around your work area, both at the wheel, the wedging tables and sinks.
- Wash bats front and back before putting away.
- **Do not store your work on a VCAC throwing bat.**
- When pieces are taken off the shelves, ensure that ware boards and plastic are wiped down, and newspaper is put in the recycling bin.
- All sanding must be done outside and away from others.
- The use of blowtorches or heat guns is not permitted.

# GLAZE STUDIO

- **Outside glazes are not permitted.**
- **Do not add water to the glaze buckets.** If you think a glaze is thick or runny, please inform the clay studio technician.
- No reglazing or double dipping.
- Pieces that do not comply with glazing guidelines will not be fired.
- When finished glazing, ensure all surfaces are washed with soap and water, including the outside surface of glaze buckets and dollies.
- In the sink, there are designated buckets for white and red glazes. **Do not pour glazes directly down the drain.**
- Clean any brushes you used with soap, making sure that all traces of glaze, oxide or wax are removed. Ensure tools used for mixing are clean before putting away.
- Using the mop bucket, wash the floors around the glaze table and sink.



# OUR CERAMIC DEPARTMENT



## The Clay Studio

This studio has 10 throwing wheels and 5 tables for students, users and instructors. All equipment must remain within the space.



## The Kiln Space

The kiln space has 4 electric kilns of varying sizes. For safety reasons, this area is for staff only, including the shelving for greenware.



## The Glaze Studio

We have 14 glaze colours, in 6 gallon buckets. Samples of each glaze on a different clay bodies are on display.

# FACILITIES & EQUIPMENT

- 10 Throwing Wheels
- 4 Kilns
- 4 Wedging Tables
- 6 banding wheels
- Slab Roller
- Extruder
- Lockers

## BE AWARE

Clay and glaze materials contain silica dust and inhalation of this dust can lead to health and respiratory issues.

Prolonged exposure may cause respiratory discomfort, known as “Potter’s Lungs”.

We invite you to comply with our cleaning guidelines, so that together we can maintain a safe and pleasant environment.

When you arrive at the Arts Centre please check in with the front desk.

Please note that the VCAC ceramic studio is an adult-only environment for ages 17+.

# CONTACT US AT



Phone: 250-542-6243

General inquiries  
[info@vernonarts.ca](mailto:info@vernonarts.ca)

Specific inquiries  
[studiotech@vernonarts.ca](mailto:studiotech@vernonarts.ca)

**Visit our website to view studio times and  
secure booking**



Vernon Community  
**ARTS CENTRE**  
Create • Connect • Explore